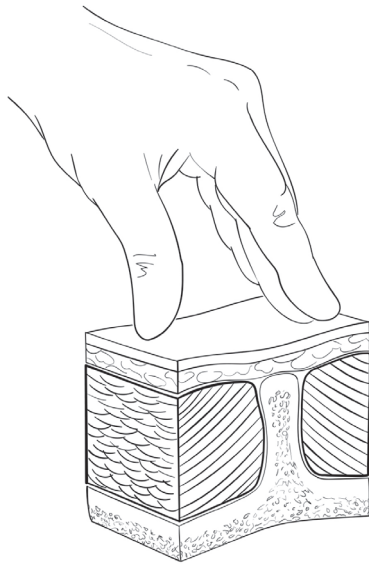


CANINE MUSCLE CONDITION SCORE (MCS)

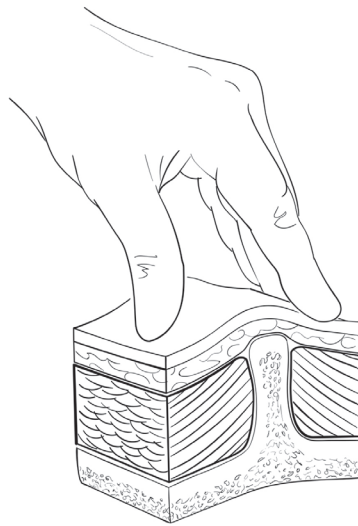
MCS is the physical assessment of patient's muscle mass.

MCS is scored by visual examination and palpation of musculature over the spine, scapulae, skull, and pelvis:

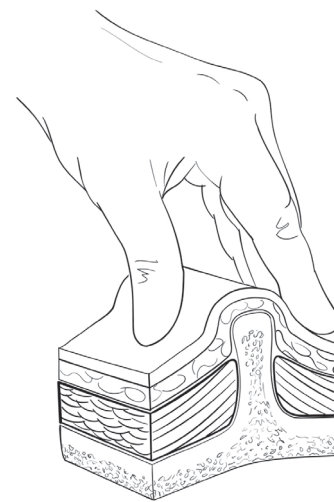
NORMAL
muscle mass



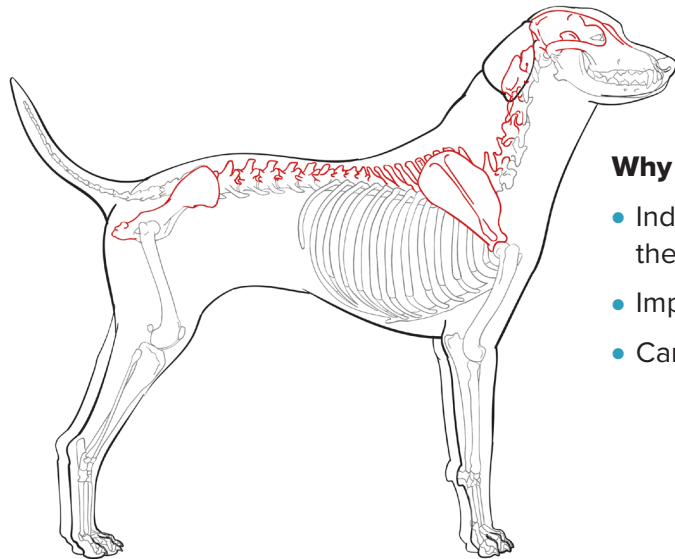
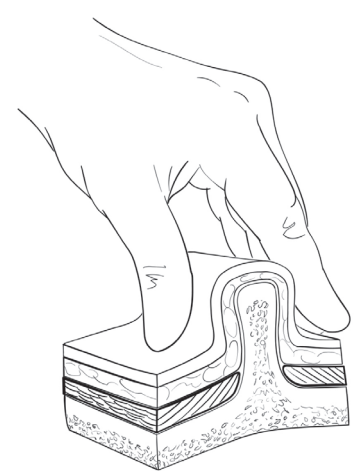
MILD
muscle loss



MODERATE
muscle loss



SEVERE
muscle loss



Why is MCS important?

- Identifies patients with muscle loss from cachexia and sarcopenia; these can adversely affect outcomes in patients
- Improved medical assessment
- Can help owners recognize undesirable change and adjust intake

The 2021 AAHA Nutrition and Weight Management Guidelines for Dogs and Cats are available at [aaha.org/nutrition](https://www.aaha.org/nutrition).

©AAHA. Images ©Lauren D. Sawchyn, MSMI, DVM, CMI

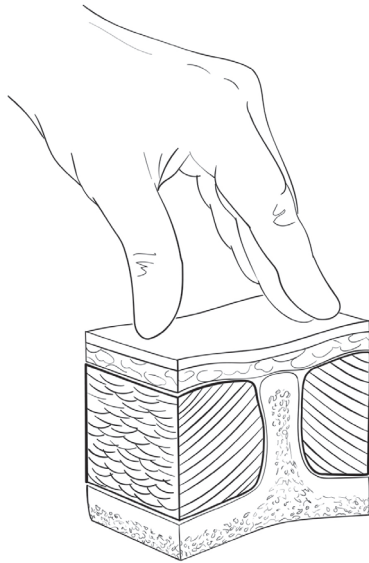


FELINE MUSCLE CONDITION SCORE (MCS)

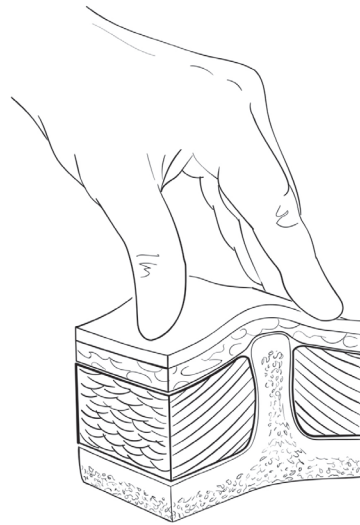
MCS is the physical assessment of patient's muscle mass.

MCS is scored by visual examination and palpation of musculature over the spine, scapulae, skull, and pelvis:

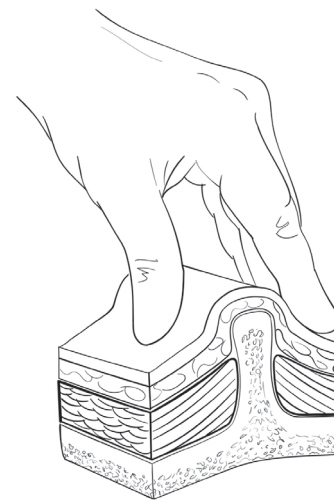
NORMAL
muscle mass



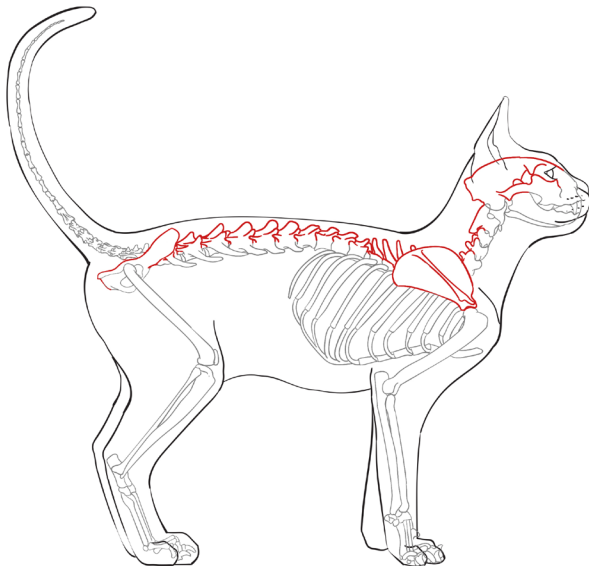
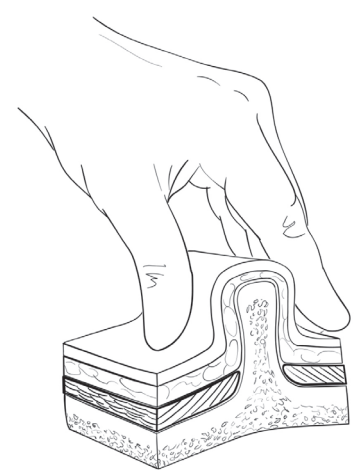
MILD
muscle loss



MODERATE
muscle loss



SEVERE
muscle loss



Why is MCS important?

- Identifies patients with muscle loss from cachexia and sarcopenia; these can adversely affect outcomes in patients
- Improved medical assessment
- Can help owners recognize undesirable change and adjust intake

The 2021 AAHA Nutrition and Weight Management Guidelines for Dogs and Cats are available at aaha.org/nutrition.

©AAHA. Images ©Lauren D. Sawchyn, MSMI, DVM, CMI

