







Situational Update:

Species Impacted	Cases	Where?	How is it transmitted/spread?*	What to look for?
<p>Domestic cats</p> 	<p>> 88 in U.S. since 2022</p>	<p>18 states: CA, CO, ID, IO, KS, LA, MI, MN, MO, NE, NM, OH, OK, OR, SD, TX, UT, WY</p>	<ul style="list-style-type: none"> • Eating infected birds & rodents • Eating raw meat or poultry products/ commercial pet food or unpasteurized milk • Contact with infected cattle/poultry and their contaminated environments • Contact with infected people or contaminated clothing 	<ul style="list-style-type: none"> • Anorexia • Lethargy • Fever • Oculonasal discharge • Difficulty breathing • Neurologic signs (ataxia, circling, tremors, seizures, blindness). • Can be rapidly fatal (up to 70% of infected cats die of their infections); however, serosurveys have reported antibodies to H5 viruses in ~12% of apparently healthy stray cats
<p>Dogs (companion)</p> 	<p>0 in U.S.</p>	<p>Thailand, Canada</p> <p>Washington study detected H5 and N1 antibodies in 2% of hunting dogs</p> <p>Thailand serosurvey found antibodies in 25% of stray dogs</p>	<ul style="list-style-type: none"> • Eating infected birds 	<ul style="list-style-type: none"> • Rare, mild disease to fatal infections • Anorexia • Fever • Conjunctivitis • Cough • Difficulty breathing
<p>Poultry (includes backyard chickens and ducks)</p>	<p>> 160 million in U.S. since 2022</p>	<p>50 states & Puerto Rico (commercial and backyard flocks and live bird markets) (map)</p>	<ul style="list-style-type: none"> • Contact with infected poultry or wild birds • Contact with 	<ul style="list-style-type: none"> • Acute mortality • Respiratory signs (sneezing, coughing, oculonasal discharge) • Edema of the face and cyanosis of combs and wattles

			<ul style="list-style-type: none"> contaminated equipment Contact with infected people or contaminated clothing Poultry trade promotes spread 	<ul style="list-style-type: none"> Diarrhea Skin hemorrhages Decrease in egg production Neurological signs (tremors, stargazing, paralyzed wings).
<p>Cattle</p> 	<p>>970 herds since first detection in 2024</p>	<p>17 states: AZ, CA, CO, ID, IO, KS, MI, MN, OH, OK, NV, NM, NC, SD, UT, TX, WY (map)</p>	<ul style="list-style-type: none"> Contact with infected animals Contact with contaminated milking equipment and clothing (large amounts of virus shed in the milk) Exposure to infected wild birds (Nevada and Arizona)** 	<ul style="list-style-type: none"> Many subclinical or mild infections (unlike poultry) making detection difficult Thickened, abnormal milk Loss of appetite Lethargy Low-grade fever Mild respiratory signs Diarrhea (less common)
<p>Wildlife</p> 	<p>>500 species globally (485 avian and 48 mammalian species) U.S. wildlife cases are reported by the USDA and U.S. Geological Survey</p>	<p>50 states (map)</p>	<ul style="list-style-type: none"> Consumption of sick prey (mammals and birds) Direct transmission & contact with contaminated environments (including virus in water) for wild avian flocks Rare reports of transmission between wild mammals 	<p>Clinical signs in sick wildlife are variable, but generally include neurologic and respiratory signs.</p> <p>Sick wild birds can have:</p> <ul style="list-style-type: none"> Eye swelling Change in color of iris Respiratory signs (sneezing, coughing, oculonasal discharge) Gastrointestinal signs (diarrhea) Neurologic signs (tremors/seizures) <p>The most common clinical signs in sick wild mammals are:</p> <ul style="list-style-type: none"> Neurologic signs (tremors/seizures and ataxia) Respiratory signs (nasal and ocular discharge and dyspnea)

<p>People</p> 	<p>70 cases in the U.S. in the past year</p>	<p>13 states: CA, CO, IO, LA, MI, MO, NV, OH, OR, TX, WA, WI, WY (map)</p>	<ul style="list-style-type: none"> • <i>No sustained human-human transmission</i> • <i>Contact with sick cattle & poultry</i> • <i>2 North American fatalities had genotype primarily found in wild birds</i> • <i>CDC study detected H5N1 antibodies in 2% (3/150) of bovine veterinary practitioners</i> 	<ul style="list-style-type: none"> • <i>Conjunctivitis</i> • <i>Fever</i> • <i>Cough</i> • <i>Sore throat</i> • <i>Runny or stuffy nose</i> • <i>Muscle aches</i> • <i>Fatigue</i> • <i>Shortness of breath or difficulty breathing</i> • <i>GI signs (diarrhea, nausea, vomiting - less common)</i> • <i>Seizures (less common)</i>
--------------------------------------------------------------------------------------------------------	--------------------------------------------------------------	--------------------------------------------------------------------------------------------	--------------------------------------------------------------------------------------------------------------------------------------------------------------------------------------------------------------------------------------------------------------------------------------------------------------------------------------------------------------------------	--------------------------------------------------------------------------------------------------------------------------------------------------------------------------------------------------------------------------------------------------------------------------------------------------------------------------------------------------------------------------------------------------------------------------------------

* Information on modes of transmission are suspected or verified based on reported evidence for each species. In general, avian influenza viruses can be transmitted through direct contact, indirect contact (e.g., contaminated surfaces), and inhalation.

**The HPAI virus initially detected in dairy cattle, H5N1 clade 2.3.4.4b genotype B3.13, was the only strain known to infect dairy cattle. However, in early 2025, two spillover events involving a different genotype circulating in migratory birds, D1.1, occurred in dairy cattle in [Nevada](#) and [Arizona](#). Ongoing new introductions will complicate efforts to control the virus in dairy cattle, underscoring the importance of robust surveillance and prevention measures.