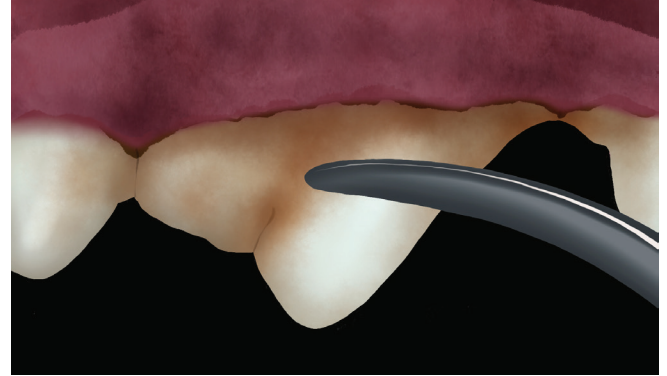


# Dental Cleaning Sequence


It's dental health month, so it's a good time to brush up on your dental cleaning skills. The images below, from the AAHA 2019 Dental Care Guidelines for Dogs and Cats, show the proper sequence for a dental cleaning using an ultrasonic scaler. **Read the full guidelines at [aaha.org/dental](https://aaha.org/dental).**



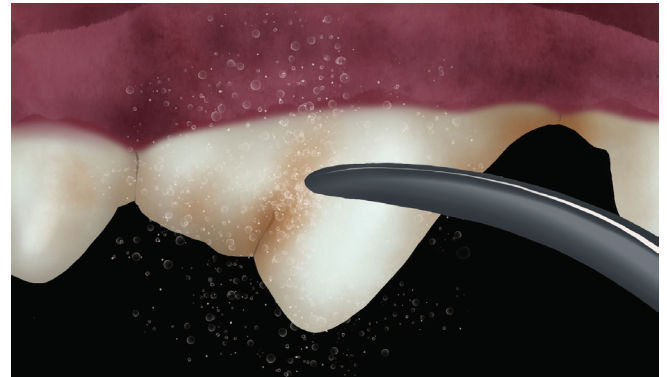
Plaque- and calculus-laden right maxillary fourth premolar.



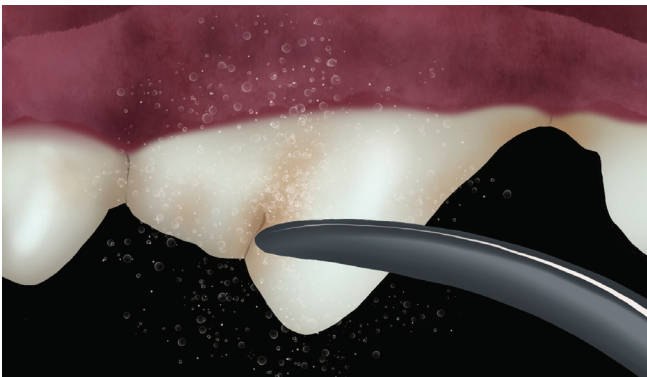
Placement of the ultrasonic scaler tip against the crown before activation.



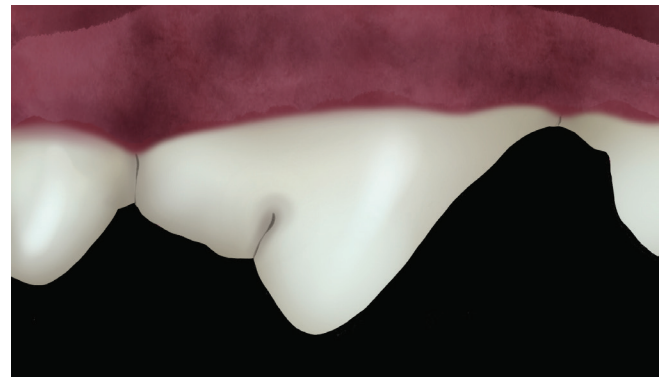
Activation and tuning of the ultrasonic scaler to deliver a cooling and irrigation mist.



Removal of plaque and calculus.



Removal of plaque and calculus from the developmental groove.



Cleaned tooth.